















<p>Boundary 4</p> <p>By waving an arm from side to side finishing with the arm across the chest.</p>		<p>Boundary 6</p> <p>By raising both arms above the head.</p>		<p>Bye</p> <p>By raising an open hand above the head.</p>		<p>Leg Bye</p> <p>By touching a raised knee with the hand.</p>	
<p>Out</p> <p>By raising an index finger above the head. If not out the Umpire shall call 'Not Out'</p>		<p>No Ball</p> <p>By extending one arm horizontally.</p>		<p>Wide Ball</p> <p>By extending both arms horizontally.</p>		<p>Short Run</p> <p>By bending one arm upwards and touching the nearer shoulder with the tips of the fingers.</p>	
<p>Dead Ball</p> <p>By crossing and re-crossing the wrists below the waist</p>		<p>Revoke Last Signal</p> <p>By touching both shoulders, each with the opposite hand.</p>		<p>Five Penalty Runs Awarded to the Batting Side.</p> <p>By repeated tapping of one shoulder with the opposite hand.</p>		<p>Five Penalty Runs Awarded to the Fielding Side</p> <p>By placing one hand on the opposite shoulder.</p>	
<p>Commencement of Last Hour</p> <p>By pointing to a raised wrist with the other hand.</p>		<p>New Ball</p> <p>By holding the ball above the head.</p>		<p>Entries when a Batsman is Not Out, Bowlers column is left blank, How Out column entries are as follows:</p> <p>Batsman Not Out when Innings closes - Not Out</p> <p>Batsman retires Injured or through Illness and does not resume his Innings - Retired Not Out</p> <p>Batsman does not commence his Innings - Did Not Bat</p> <p>Batsman unable to commence his Innings for any reason - Absent</p>			

Method of Dismissal	Umpire with 1 st Jurisdiction	Bowler Receives Credit	Possible Off		Can Runs be Scored	Scoring Record Entry	
			No Ball	Wide		How Out Column	Bowlers Name
Bowled	Bowler's End	Yes	No	No	No	Bowled	Yes
Caught	Bowler's End	Yes	No	No	No	Caught ⁽¹⁾	Yes
Hit Wicket	Strikers End	Yes	No	Yes	No	Hit Wicket	Yes
LBW	Bowler's End	Yes	No	No	No	LBW	Yes
Stumped	Strikers End	Yes	No	Yes	No	Stumped ⁽²⁾	Yes
Handled the Ball	Bowler's End	No	Yes	Yes	Yes ⁽³⁾	Handled the Ball	Leave Blank
Hit the Ball Twice	Bowler's End	No	Yes	No	Yes ⁽⁴⁾	Hit the Ball Twice	Leave Blank
Obstructing the Field	Bowler's End	No	Yes	Yes	Yes ⁽⁵⁾	Obstructing the Field	Leave Blank
Run Out	Either - Depends on End	No	Yes	Yes	Yes ⁽⁶⁾	Run Out	Leave Blank
Timed Out	Bowler's End will inform the Scorers	No	N/A	N/A	N/A	Timed Out	Leave Blank
Retired Out ⁽⁷⁾	Bowler's End will inform the Scorers	No	N/A	N/A	No	Retired Out	Leave Blank

Notes:

1. It is customary to include the name of the Fielder took the catch. If the catcher was the Bowler then the How Out Column entry is normally refined to 'C & B'.
2. When the method of dismissal Stumped it is customary to include the Wicket Keepers name.
3. If a Batsman is Out 'Handled the Ball' then any Runs completed before the offence, together with any Penalty Runs awarded or the Penalty for No Ball or Wide, if applicable, will be allowed.
4. When a Batsman is given Out 'Hit the Ball Twice', only penalty for No Ball, if applicable, will be allowed.
5. If a Batsman is Out 'Obstructing the Field' then any Runs completed before the offence, except if obstruction prevented a catch, together with any Penalty Runs awarded or the Penalty for No Ball or Wide, if applicable, will be allowed.
6. If a Batsman is Run Out then any Runs completed before the Run Out, together with any Penalty Runs awarded or the Penalty for No Ball or Wide, if applicable, will be allowed.
7. If a batsman retires for any reason other than injury or illness then he is deemed to Retired Out at the Umpires decision.